

Table of Contents

[Introduction](#)

- [Description](#)
- [Features](#)
- [System requirements](#)

[Installation](#)

[Interface](#)

[How to select applications you want to be hidden](#)

[How to set the password](#)

[About window](#)

[Registration window](#)

[How to uninstall the program](#)

Introduction

Description

Don't you know how to make applications in your device invisible for the other people who can use your PDA when you are not nearby? Simply choose applications you want to hide with the help of PearHidelt. Improve protection of your data with this wonderful app!

Features

- Password setting for the launch
- Hides apps in ROM/RAM/SD card
- Prevention of the hidden applications remove
- **Quick search feature**
- User-friendly interface

System requirements

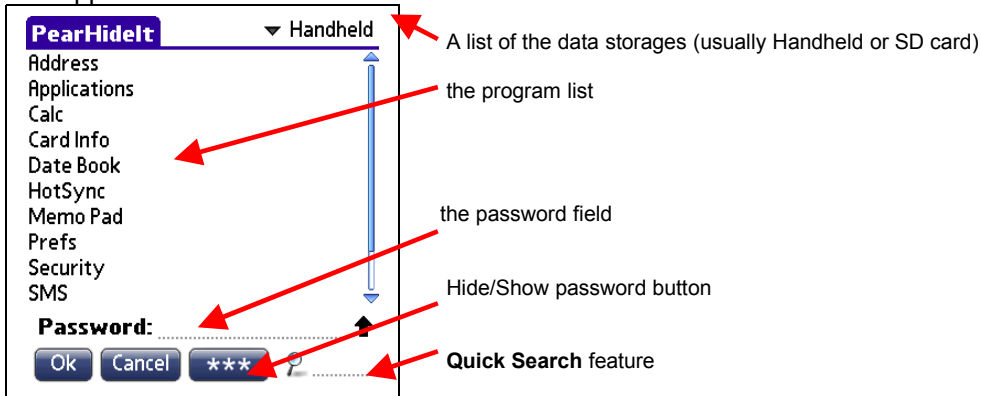
- Supports all handhelds running Palm OS 5.0 or later.
- Supports Hi-Res (320x320), Hi-Res Plus Portrait (320x480) and Landscape (480x320) mode displays.
- Supports 1/2/4/8/16-bit displays.

Installation

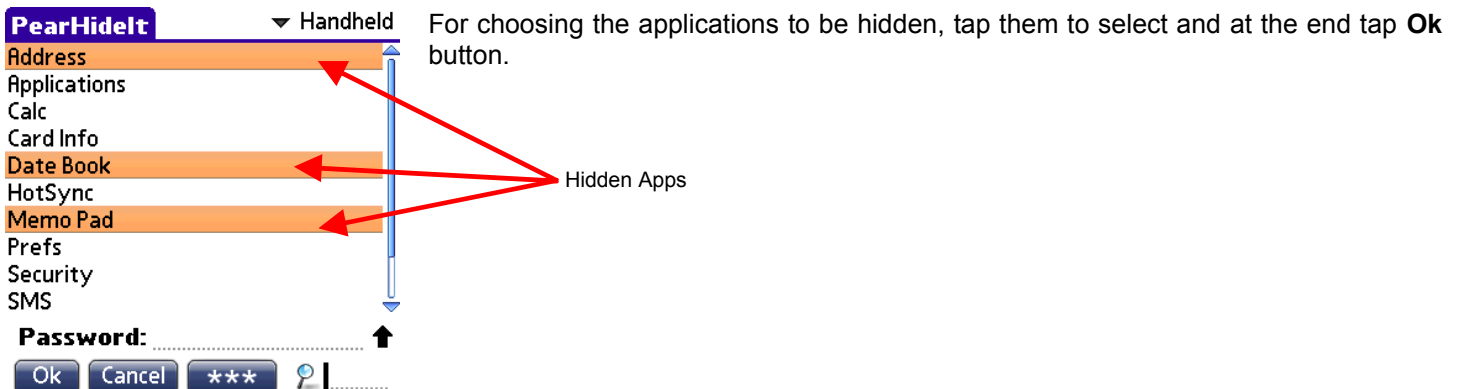
To install PearHidelt, please, synchronize "PearHidelt.prc" using your HotSync program. If you have installed the application without use of the HotSync program, then, please, make a soft reset.

Interface

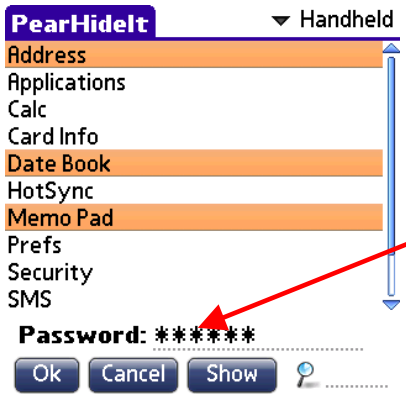
The application was created for the fast and comfortable work. So let's take a look at the main control elements.



How to select applications you want to be hidden



How to set/change password on the PearHidelt launch



The screenshot shows the PearHidelt application menu. The 'Password' field is highlighted with a red arrow and labeled 'Password field'. The menu items are: Address, Applications, Calc, Card Info, Date Book, HotSync, Memo Pad, Prefs, Security, and SMS. Below the menu is a 'Password: *****' field with 'Ok', 'Cancel', and 'Show' buttons.

To set the password on the **PearHidelt** launch you should input it in the field **Password**, and then tap **Ok** button.

About window

About window shows where you can buy the application. Product **Homepage** is also presented there. Tap the **Register** button to open the **Registration** window where you can enter the registration code. You'll receive the registration code after you purchase the product.


Registration window

You can purchase the application here: <http://www.pearmobile.com/>.



Once you purchase **PearHidelt** the registration code will be e-mailed to you. After you receive it you should enter it in the **Registration** window. To open this window, you should tap 'Registration' in **System Menu**.

How to uninstall the program



To remove the program you should choose menu item **Uninstall** in the PearHidelt program menu. After that you can delete it from the handheld using the standard system means.

Note! All minor updates are free of charge for registered customers!

Free usage of **PearHidelt** is limited by 14 days.

You can purchase it here:
<http://www.pearmobile.com/>

Product Homepage:
<http://www.pearmobile.com/>

For support and suggestions of improving our products please write to: support@pearmobile.com or fill out our Request Form <http://www.pearmobile.com/support/>

Copyright © 2006-2009 PearMobile Ltd. All rights reserved.
support@pearmobile.com